

# TOCHI APLİK KOLLU WLG9



Designed by Ishi, Tochi Wall Lamp achieves the balance between the warmth of wood and the simplicity of concrete; It can be used as a reading light in restaurants, cafes, bars, hotel lobby, rooms, general customer reception and waiting areas, corridors in residences, and bedside reading lights.

Natural oil, which does not contain harmful compounds, is used in coloring.



Application  
Interior

Mounting Type  
Surface

Product code  
1013

Material  
Concrete  
Wood  
Metal

Wood Color  
Wenge, Antique Oak, Smoked Oak, Jatoba

Concrete Color  
Grey

Metal Cap Color  
Bronze

Lampholder Type (supplied without light bulb)  
G9, 1xRyet Led G9 (903.465.54) 2.4W 2700K

Dimension

Light Distribution



Weight  
910gr. excluding bulb.

Packaged Size and Weight  
Box size 22x22x40cm Boxed weight 1360gr.

# TOCHI APLİK KOLLU WLE27



Designed by Ishi, Tochi Wall Lamp achieves the balance between the warmth of wood and the simplicity of concrete; It can be used as a reading light in restaurants, cafes, bars, hotel lobby, rooms, general customer reception and waiting areas, corridors in residences, and bedside reading lights. Natural oil, which does not contain harmful compounds, is used in coloring.



Application  
Interior

Mounting Type  
Surface

Product code  
1013

Material  
Concrete  
Wood  
Metal

Wood Color  
Wenge, Antique Oak, Smoked Oak, Jatoba


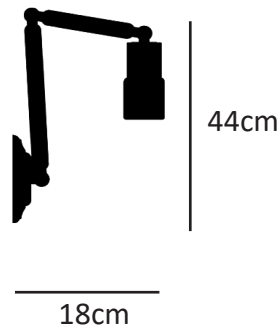
Concrete Color  
Grey

Metal Cap Color  
Bronze

Lampholder Type  
E27, 1xLed E27 (supplied without light bulb)

Dimension

Light Distribution



Weight  
950gr. excluding bulb.

Packaged Size and Weight  
Box size 22x22x40cm Boxed weight 1400gr.

# TOCHI APLİK KOLLU WLE14 GLOBE



Designed by Ishi, Tochi Wall Lamp achieves the balance between the warmth of wood and the simplicity of concrete; It can be used as a reading light in restaurants, cafes, bars, hotel lobby, rooms, general customer reception and waiting areas, corridors in residences, and bedside reading lights. Natural oil, which does not contain harmful compounds, is used in coloring.



Application  
Interior

Mounting Type  
Surface

Product code  
1013

Material  
Concrete  
Wood  
Metal

Wood Color  
Wenge, Antique Oak, Smoked Oak, Jatoba

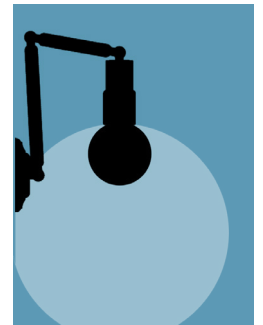
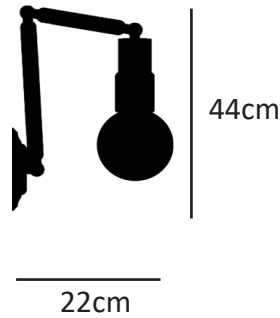
Concrete Color  
Grey

Metal Cap Color  
Bronze

Lampholder Type  
E14, 1xLed E14 (supplied without light bulb)

Dimension

Light Distribution



Weight  
1050gr. excluding bulb.

Packaged Size and Weight  
Box size 22x22x40cm Boxed weight 1500gr.